





Façade™

Exterior Diffused Flexible LED Light

Part #: AFLD24KK-LLLWL-15-XX

Features

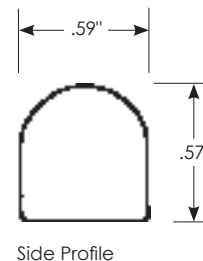
- Three wire exit options including, side, end and rear exit.
- Available in multiple colors including, 2800K, 3200K, 4000K, blue, red, green or amber.
- Constant current electronics design ensures even light output from beginning of the strip to the end of the strip with minimal drop in output.
- Co-extrusion process and IP66 rating ensures high grade durability throughout installation in interior and exterior applications.
- Perfect for highlighting the exterior and interior features of buildings, coves and signage.
- Exterior grade housing for increased durability.



Product Details

Dimensions	0.59" W x 0.57" H x Various L
Housing	Extruded Silicone
Wattage	90 W @ 30Ft (3 W/Ft)
Voltage	24V DC
Current [@ 24V]	0.12 A/Ft
Lumens [Averaged over 30 ft]	175 Lumens/Ft @ 3200K
Kelvin*	2800K ± 185K, 3200K ± 220K, 4000K, Blue, Red, Green & Amber
CRI	80+
Efficacy	70+ Lm/W *color dependant
Cut Increment	1.95"
LED Count	37 per foot
IP Rating	IP66
Operating Temp.	-4°F to +140°F (-20°C to +60°C)
* Contact sales for available color options / **Kelvin colors shown account for the color shift experienced by the diffused silicone sleeve	

Product Dimensions



Specification Guide

Sample Part #: **AFLD2428-90312-15-54**

Base Part #.....
 Voltage.....
 Color Temp (KK).....
 Light Length (LLL).....
 Wire Length (WL).....
 Light Width.....
 Wire Exit (XX).....

Base Part #	Voltage	Color Temp. (KK)	Light Length (LLL)	Wire Length (WL)	Light Width	Wire Exit (XX)
AFLD	24 - 24V	28 - 2800K 32 - 3200K 40 - 4000K BL - Blue RD - Red GR - Green AM - Amber	899 - 354 in. Max Length (side/bottom exit) 903 - 356 in Max Length (end exit)	12 - 12 in.	15 - 15mm (0.59 in.)	54 - End Wire Exit 53 - Bottom Wire Exit 52 - Side Wire Exit

Note: Contact sales for info on available color temperatures and cut lengths. Cannot be field cut.



Side Exit



End Exit



Bottom Exit

Channel Specification

Track Type	RNLL17
6T - 72" Black Plastic Adhesive Mount	RNLL17-6T
3S - 72" Aluminum Screw Mount	RNLL17-3S
7T - 72" Aluminum Adhesive Mount	RNLL17-7T
8T - 72" Clear Plastic Adhesive Mount	RNLL17-8T



Black Plastic



Aluminum

Power Supplies

* For more information on power supplies, please review the power supply literature sheet.
 * All power supplies are hardwire, please contact your sales representative for plug-in options available.
 * Note, power supplies over 100W are listed, but are not class 2.
 +Only use Magnitude approved dimmers, a 50% load is required if not being used with a dimmer.

Part #	690010.127	690010.128	690010.080	690010.130	690010.129	690010.096+
Power Supply Type	0-10V Dimming	0-10V Dimming	0-10V Dimming	Magnetic (MLV) Line Voltage Dimming	Magnetic (MLV) Line Voltage Dimming	Magnetic (MLV) Line Voltage Dimming
Wattage	45W	150W	320W	60W	96W	300W
Housing	Aluminum	Aluminum	Aluminum	Aluminum	Aluminum	Aluminum
AC Input	120V AC	120V AC	120V AC	120V AC	120V AC	120V AC
DC Output	24V DC	24V DC	24V DC, 13.3 Amps	24V DC	24V DC	24V DC, 4.3 Amps
Input Current	0.3 Amps @ 120V AC	0.7 Amps @ 120V AC	1.5 Amps @ 120V AC	0.61 Amps @ 120V AC	1 Amp @ 120V AC	2.86 Amps @ 120V AC



CE  IP67
E342838



CE  IP67
E342838



CE  IP67
E342838









