

# Acute Super Flex Tape Light Install Instructions

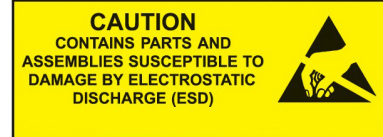
(Part #'s: TPM12XX-YYY12 or TPM24XX-YYY12)

## PARTS / TOOLS NEEDED:

			
Acute Tape Light	UL Approved Power Supply (optional)	Butt Splices (not provided)	Alcohol Wipes (not provided)



## Safety Instructions

- Disconnect power before installing, adding or changing any component.
- To avoid a hazard to children, account for all parts and destroy all packing materials.
- Do not install any luminaire assembly closer than 6" from any combustibile materials.
- Lights are not rated for wet location installation.
- Note, this light is susceptible to damage by electrostatic discharge, use care when handling.
- For safety purposes, ITC recommends tape light installations be used with a Class 2 power device. For installations without a Class 2 power device, it is highly recommended that appropriate fusing be used, to be determined by tape light length.



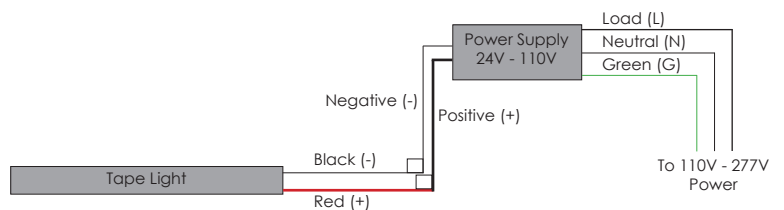
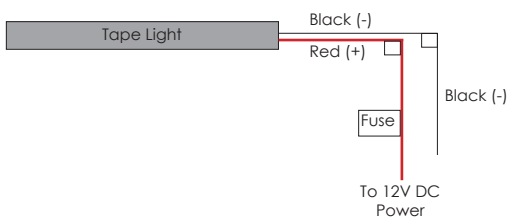
1. Determine the installation location and clean the surface using alcohol wipes (not provided). For more information on surface prep please review the 3M website\*. Start at the wired end and begin peeling back the tape.

2. Press the light in place. Continue working along the light and peel the paper as you go. Only pull back a few inches at a time to prevent the tape light sticking to itself. The light can be bent at 90°, but should only be bent as shown below. Bending on the LEDs or smaller curves could result in damage to the light.



\*[http://www.3m.com/3M/en\\_US/bonding-and-assembly-us/resources/full-story/?story-id=b3996cbd-9954-455f-8e72-88e452ca38c0](http://www.3m.com/3M/en_US/bonding-and-assembly-us/resources/full-story/?story-id=b3996cbd-9954-455f-8e72-88e452ca38c0)

3. Follow the wiring diagram below to wire the light to your system.



For warranty information please visit [www.itc-us.com](http://www.itc-us.com)

3030 Corporate Grove Dr • Hudsonville • MI • 49426

Phone: 616-396-1355 • [www.itc-us.com](http://www.itc-us.com) • [sales@itc-us.com](mailto:sales@itc-us.com) • DOC#: 710-00030 Rev A • 09/11/17