

Cabinetry Select Series

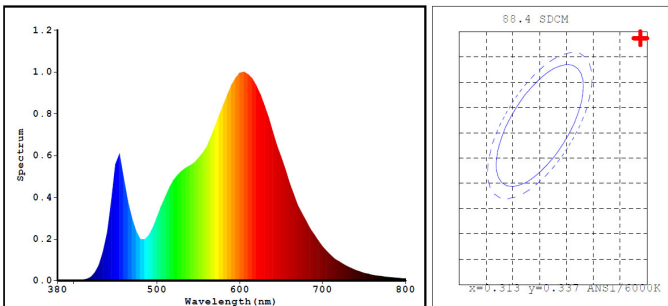
Palo™ LED Linear Light

Product Details

Housing	Aluminum - chrome plated
Lens	Poly Carbonate
Wattage	8 W
Voltage	24V DC
Current	0.33 Amp at 24V
Lumens	470 LM
Kelvin	3500K +/-300K binning tolerance
CRI	80+
Efficacy	60 LM/W @ 24V DC

Spectrophotometer Test Report

Test results for the 690261F.16.35.24



Color Parameters

Chromaticity Coordinate: X=0.4066 Y=0.3834/u'=0.4066
v'=0.3834 Tc=3410K

Photo Parameters

Flux: 465.94 lm Efficacy: 62.71 lm/w

Electrical Parameters

Luminaire: U=24.00V I=0.3096A P=7.430W PF=1.000

Part Numbers

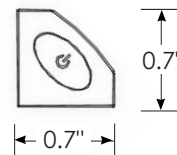
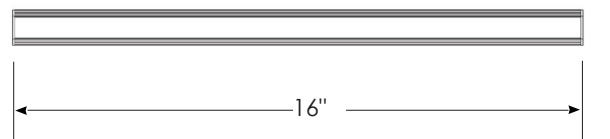
690261F.16.35.24 :	Straight Mount (Light only)
690271F.16.35.24 :	45° Mount (Light only)
69TL0087* :	Straight Mount Kit
69TL0093* :	45° Mount Kit

*Kits include one light, one 10W/24V gray power supply, double stick tape, & wire management clips

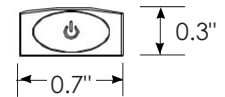


Innovative **Capacitive Touch**
On/Off operation facilitates
greater control and ease of use!

Product Dimensions



690271F Side Profile



690261F Side Profile

